
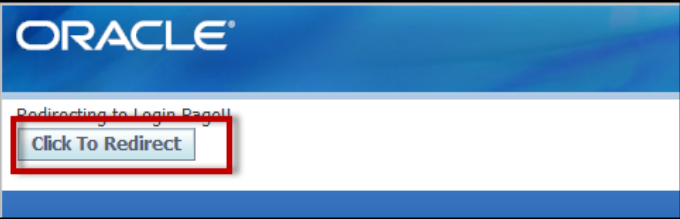
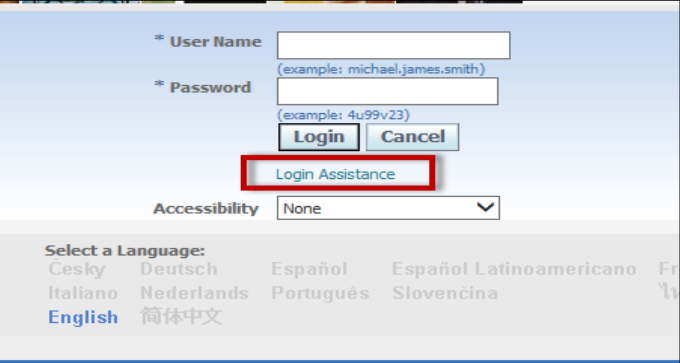





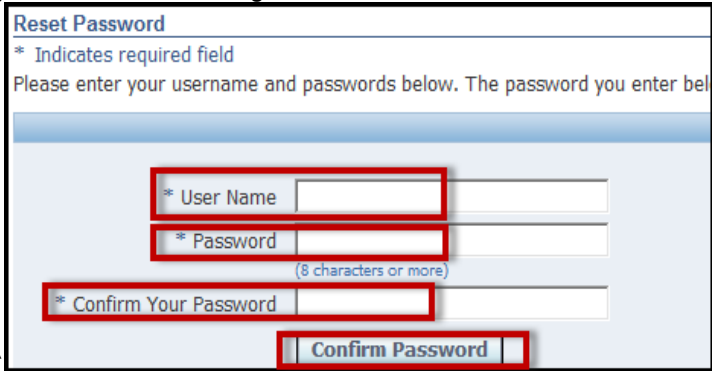

iSupplier Password Reset

Contents

1.0 Resetting Your Password..... 1

1.0 Resetting Your Password

STEPS	DESCRIPTION
1. Bring up the iSupplier Portal	Click this link https://irebsprdportal.ingersollrand.com/OA_HTML/xxposagreement.html
2. Click on Accept	
3. Click on Click to Redirect	
4. Click on Login Assistance located under the Login button	
5. Type your Username and click Forgot Password	

STEPS	DESCRIPTION
6. You will then receive a confirmation message	
7. You will receive an email from IREBSPRD	<p>Open the email and click on the Reset_your_password hyperlink</p> 
8. Update your password	<p>Your password needs to be a minimum of 8 characters and cannot have repeating numbers or letters. Enter your User Name, new Password, enter your new Password again, then click Confirm Password</p> 
9. Click OK	
10. Login	<p>Enter your User Name, New Password, then click Login</p> 